BLINDER R-150

QUICK START GUIDE

BLINDER ROAD R-150
DESIGNED IN MELBOURNE, AUS
knog.

OPERATION


POWER BUTTON
UK CA
R150 0522A
knog

LONG PRESS - ON/OFF
QUICK PRESS - CYCLES THROUGH ALL 9 MODES

CHARGING


KNOG COB LED TECHNOLOGY

RECHARGE BEFORE FIRST USE
THE R-150 REQUIRES 3HRS TO BE FULLY CHARGED

WHEN PLUGGED IN TO CHARGE, THE RED LED INDICATES
THE R-150 IS CHARGING

R150 0522AB

GREEN LED INDICATES FULLY CHARGED

LOW BATTERY

WHEN IN USE, THE RED LED WILL APPEAR WHEN THE BATTERY IS BELOW 10%

MOUNTING

MEASURE YOUR SEAT POST USING CALIPERS OR A SOFT MEASURING TAPE

SELECT THE CORRECT SIZED STRAP
(THE PACK INCLUDES SMALL, MEDIUM & LARGE STRAPS)

Ø 22-27MM

Ø 27-32MM



Ø 32+MM*

*SUITABLE FOR AERO SEAT POSTS


Blinder
knog.
knog.

PULL STRAP AROUND SEAT POST AND LATCH ON

MODES & RUNTIMES

MODE	LUMENS	RUNTIME
High	35	3.5hr
Peloton	2	30hr

Strobe	150	7.5hr
Impact	110	25hr
Beacon	85	6.5hr
Wave	90	4.5hr
Bounce	100	6.5hr
Burn	130	2.5hr
Eco	8	50hr

DESIGNED BY KNOG
MELBOURNE, AUSTRALIA

2 YEAR WARRANTY

KNOG.COM